

LEVEL 2

Complete Requirements

Repertoire

Three pieces of contrasting styles. Two pieces must be memorized.


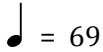

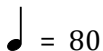


The listings below are for reference only. Other repertoire of similar difficulty may be used.

Anthologies	
Publisher	
Alfred	Magrath, J.: Masterworks Level 3
FJH	Faber: The Developing Artist Piano Literature, Book 1 & 2
Harris	Celebration Series Perspectives: Piano Repertoire, Level 2
Kjos	Snell, K.: Piano Repertoire, Level 2 <ul style="list-style-type: none"> • Baroque and Classical • Romantic and 20th Century • Etudes
Summy - Birchard	Clark, Frances: Contemporary Piano Literature, Book 2
Additional Examples	
Baroque	Bach, C. P. E.: <i>Minuet in E flat Major</i> , H 171, <i>Minuetto II in f minor</i> H 196/2
Classical	Mozart: <i>Allegro in B flat</i> , K 1c, <i>Minuet in G Major</i> , K 1e
Romantic	Schumann: Album for the Young Op. 68, <i>Soldiers March</i>
20 th Century	Bartok: For Children Vol. 1: No.1 <i>Children at Play</i> , No. 2, <i>Children's Song</i> , No. 3, <i>Allegretto</i> Kabalevsky: 30 Pieces for Children, Op. 27 No. 1, <i>Valse</i> , and No. 2, <i>A Little Song</i>

Oral Questions

Questions may be asked about musical terms and signs found in the student's repertoire. In addition, the student should know the style period represented by each piece.

Technique

Five-finger patterns	C Db D Major	Hands together. Legato in one hand, staccato in the other. Reverse.		
Scales	D G Bb Major a natural and harmonic minor	Hands together, legato, 2 octaves		
Cadences	D G Bb Major a minor	I - IV6/4 - I - V6 - I i - iv6/4 - i - V6 - i Hands together		
Triads	D G Major	Hands together, root position and inversions. Broken, up and down		

Sight Reading

Sight read a short musical example, equal in difficulty to a Preparatory B Level piece.

Terms and Signs

poco	molto	pianissimo (<i>pp</i>)	fortissimo (<i>ff</i>)
chord	triad	octave	vivace
tonic	dominant	allegretto	andantino
phrase	parallel phrases	contrasting phrases	dotted quarter note
coda	tenuto		

Music Literacy

The student is responsible for all terms, signs, and concepts from previous levels.

- Add accidentals, if needed, to form the natural, harmonic and melodic minor scales. Whole notes given. Key: a minor
- Write scales in whole notes (treble or bass clef). Add notes to form I and V chords above the appropriate notes of each scale. Label each chord with a Roman numeral. Keys: C, F, G, D, Bb major.
- Identify key signatures. Keys: C, F, G, D, A, Bb Major; a minor.
- List all seven sharps and flats in key signature order by letter name.
- Identify the root, 3rd, or 5th of triads in root position.
- Identify or write any 2nd, 3rd, 4th, 5th, 6th, 7th, 8th (octave) on the staff by number only.
- Write counts, add bar lines, or add missing notes/rests to an example with the time signature given. 2/4, 3/4, 4/4 meter. Example may include dotted quarter note – eighth note combinations.
- Match terms and signs to their definitions.
- Identify phrases as parallel or contrasting in a musical example.
- Score analysis: Questions will involve concepts from this and earlier levels.

Aural Training/Listening Skills

- Interval identification: M2, M3, P4, P5, P8. Each will be played broken and solid.
- Identify the form of a minor scale as natural, harmonic, or melodic.
- Identify a set of phrases as parallel or contrasting.
- Identify a four-bar melody as major or minor.




LEVEL 2

Sample Written Test

Scales and Chords

____ (5 pts.)

1. Add accidentals (sharps, flats or naturals) to form the scales below.

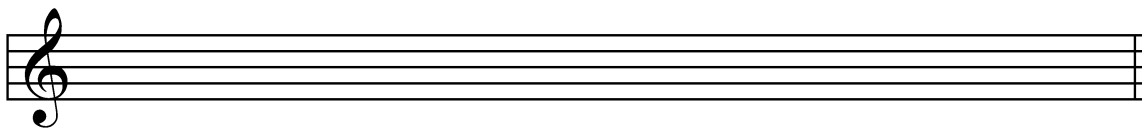


2. Write each scale using whole notes.


____ (12 pts.)

- Add notes to form I and V chords above the appropriate notes of the scale.
- Label each chord with a Roman numeral.

Bb major



D major



List the *letter names* of the seven flats in key signature order.

Matching

____ (10 pts.)

- | | |
|-------------------------|---------------------------------------------------------------------|
| ___ allegretto | a. very, much |
| ___ dominant | b. phrases which begin alike |
| ___ contrasting phrases | c. lively, quick |
| ___ molto | d. a little |
| ___ parallel phrases | e. the fifth note of a scale or key |
| ___ tonic | f. two phrases which begin differently |
| ___ triad | g. a little slower than allegro |
| ___ poco | h. the first note of a scale or key |
| ___ tenuto | i. a 3-note chord |
| ___ vivace | j. hold the note for its full value, or play with a slight emphasis |

Key Signature Identification

____ (5 pts.)



- ___ major ___ major ___ major ___ major ___ major

Score Analysis

____ (8 pts.)

Answer the following questions about the musical example, *Rigaudon* by Telemann

1. In which key is the example written? _____
2. What is the name of the composer? _____
3. The circled note in measure 4 is the: ___ tonic ___ dominant
4. The circled note in measure 8 is the: ___ tonic ___ dominant
5. The tempo marking, *Moderato*, means _____
6. What is the name of the sign in measure 3? _____
7. Write in the counting for measure 7.
8. Find and circle a melodic octave.

Rigaudon

Moderato Telemann

1. 2. 3. 4.

5. 6. 7. 8.

70 Possible points

____ Student points